




Blue-Roads | Europe (BRT)

Golden-roofed towns and pristine national parks; tranquil islands lapped by turquoise waters; ancient sites and time-honoured traditions. Our ten-day tour of South Croatia and Montenegro takes in all this and more, inviting you to discover one of Europe's most enticing destinations.



Thank you for choosing **Blue-Roads**

Your extraordinary adventure awaits!

About your tour notes

These tour notes contain everything you need to know before your tour departs – from where to meet your fellow guests and local guide to what essentials to pack for your journey.

We recommend you print this document out and bring it with you on your tour. Give a copy to loved ones at home so they can follow your adventure, too.

IMPORTANT: please refresh this document as close to your departure as possible to ensure you're equipped with the latest information available.

THE BLUE-ROADS DIFFERENCE

- ✓ Explore Krka National Park's maze of mesmerising waterfalls and crystalline lakes with a local guide
- ✓ Uncover the fascinating tales behind Our Lady of the Rock islet in the Bay of Kotor
- ✓ Savour the distinct flavours of Croatian cuisine with a cooking class and dinner in Korcula

TOUR CURRENCIES

- Croatia - HRK
- Montenegro - EUR

Your itinerary

DAY 1 | SPLIT (CROATIA)

Our incredible journey will begin in Split, a UNESCO World Heritage-listed city beside the azure Adriatic. Tonight, we'll get to know one another better over a delicious welcome dinner. Accommodation: Hotel Jupiter (or similar)

MEALS:

✓ Dinner

DAY 2 | SPLIT – TROGIR

Today's history-filled agenda begins with a walking tour of Split – where a local guide will take us into the white walls of Diocletian's Palace, a vast fortress filled with centuries of history. We'll also pay a visit to the Grgur Ninski Statue and the Cathedral of St Domnius, before moving on to medieval Trogir. Here, we'll be taken around the maze of marble streets and Romanesque buildings by a local guide – before going our separate ways to explore this tiny island town and indulge in some delicious local cuisine. Accommodation: Hotel Pasike (or similar)

MEALS:

✓ Breakfast

DAY 3 | TROGIR – KRKA NATIONAL PARK – TROGIR

This morning will see us seeking the crystalline lakes and energetic waterfalls of Krka National Park. We'll be shown around this mesmerising park by a local guide, before moving on to a local winery. At this quaint establishment we'll learn the history of winemaking in the region – while being treated to a tasting of selected wines. After that, we'll round off the day with some free time to relax back in Trogir. Accommodation: Hotel Pasike (or similar)

MEALS:



✓ Breakfast

DAY 4 | TROGIR – KORCULA

Today we'll say goodbye to Trogir and move on to Split, where we'll catch the ferry to Korcula – an island that's reputed to be the birthplace of Marco Polo. After checking into the hotel, our Tour Leader will take us on a stroll through the Old Town, before we enjoy some free time to delve deeper into the hidden treasures of this medieval island. Then: time to hone those culinary skills! We'll uncover the distinct and unique flavours of Croatian cuisine with an included cookery class – and indulge in our creations for dinner this evening.

Accommodation: Hotel Marko Polo (or similar)


MEALS:

-  Breakfast
-  Dinner

DAY 5 | KORCULA

Today you're free to explore Korcula as you wish. Lounge at a nearby beach or find a café and get better acquainted with the local cuisine. If you're in the mood for exploration, you can even hop aboard a taxi boat to the tiny island of Vrnik. Accommodation: Hotel Marko Polo (or similar)



MEALS:

-  Breakfast

DAY 6 | KORCULA – PELJEŠAC PENINSULA – KOTOR (MONTENEGRO)

After bidding farewell to Korcula, we'll set sail to the nearby Pelješac Peninsula – a hotspot for winemaking since the days of the Roman Empire. Savour the fruits of this ancient tradition with a visit to a local winery before we leave Croatia for Montenegro. Kotor Bay is a soul-stirring sight – and at the centre lies UNESCO World Heritage-listed Kotor town, seemingly untouched by time. Enjoy some free time to explore the picturesque Old Town at your leisure, before reconvening tonight for sumptuous group dinner. Accommodation: Hotel Vardar (or similar)

MEALS:

-  Breakfast
-  Dinner

DAY 7 | KOTOR

First today: a guided walking tour of Kotor. Old Kotor was built like a maze for protective purposes – and it's very easy to get lost here without some local expertise! Following that, we'll take to the water. A boat will carry us to Our Lady of the Rocks: a small church on a manmade island. After hearing the fascinating legend behind the church, we'll return to Kotor – where you'll be free to spend the rest of the afternoon as you please.

Accommodation: Hotel Vardar (or similar)

MEALS:

-  Breakfast

DAY 8 | KOTOR – LOVCEN NATIONAL PARK – DUBROVNIK (CROATIA)

Today it's back on the road (taking the scenic route, of course) as we make our way to the picturesque Lovcen National Park. A local guide will show us around as we soak up the incredible views across Montenegro. Then, we'll pay a visit to the charming village of Njeguai – where we'll have time to enjoy lunch at our leisure. Moving onto Dubrovnik – the evening will be yours to hunt down more local fare, explore the city's cobbled streets or simply put your feet up and relax at the hotel. Accommodation: Hotel More (or similar)

MEALS:

☑ Breakfast

DAY 9 | DUBROVNIK

Today's guided tour of Dubrovnik will see us strolling through the Old Town, where we'll see the likes of the Franciscan Monastery, Sponza Palace, the Cathedral of Our Lady and the Old Port. If the weather is on our side, we'll take the opportunity to climb the spectacular Mt Srd on a cable car ride. Tonight, we'll come together for one last included dinner – and clink glasses to what an incredible nine days it has been. Accommodation: Hotel More (or similar)

MEALS:

☑ Breakfast

☑ Dinner

DAY 10 | DUBROVNIK – TRSTENO – DUBROVNIK

Before our journey comes to an end, there's still plenty of time to round things off with a visit to the beautiful Trsteno Arboretum. After tucking into a delicious lunch at a local oyster farm, we'll return to Dubrovnik – where we'll say our goodbyes.

MEALS:

☑ Breakfast

☑ Lunch



Tour information

Meals

INCLUDED MEALS

Breakfast (B) is included daily.

Some of your lunches and dinners are also included, either in hotels or local restaurants. These are indicated by (L) and (D) in the itinerary.

Please note that drinks will not always be included.

We will do our best to accommodate any specific dietary requirements you may have. Please ensure to make these clear to us before your tour begins so we can communicate them to our hotels, restaurants and suppliers.

Other information

Finances

CHANGING MONEY

CASH: Foreign money can be changed at banks, airports, some railway and tube stations, and at major hotels (though at a less favourable rate).

CREDIT CARDS: Visa and MasterCard are widely accepted. American Express is only accepted in some larger establishments.

CASH MACHINES: ATMS are widely available.

TIPPING

Tipping is entirely at your discretion. If you feel you have received exceptional service, it is recommended that you tip £1-2/€ per day for Drivers and £4- 5/€ per day for Tour Leaders.

Insurance

Before travelling with Blue-Roads Touring, it is compulsory for all guests to take out comprehensive travel insurance. Please ensure your insurance covers medical expenses (including repatriation), cancellation cover, loss or damage to baggage and personal effects, money and personal liability.

We recommend you carry your insurance details with you at all times. You may be asked to provide details of your medical insurance or a payment guarantee in some countries before medical assistance can be provided.

For more information, please see our FAQ page:
www.blueroadstouring.com/faqs

If you have any further questions, please don't hesitate to contact our friendly Customer Service team: www.blueroadstouring.com/contact-us

Passports and visas

Please ensure your passport is valid for at least six months after the last day of your tour. Some countries will refuse entry if you do not have at least six months validity remaining on your passport after your departure date. Depending on your nationality, you may require a visa to enter certain countries.

It is your responsibility to obtain visas prior to your tour's departure. To determine which visas you'll need, you can consult either your own government's website or the government websites of the countries in which you will be travelling.

PLEASE NOTE: Some visas can take up to six weeks to acquire, so don't leave it until the last minute. Also, bear in mind that the validity of a visa often runs from its date of issue rather than the date of entry into the country. Please check with the appropriate embassy/embassies prior to departure as requirements do change periodically.

We advise you to either carry a photocopy of your passport (and visa, if applicable) with you while abroad, or to ensure that you leave a copy with relatives back at home. This will enable the local embassy or high commission to arrange a replacement if the original should be lost or stolen. If you do take copies with you on your tour, please ensure that you keep these separate from your

Medication and mobility

Whilst on your tour, we want you to have the smoothest journey possible which requires some mobility conditions:

- You must be fit enough to get on and off the vehicle on a regular basis, and to walk around towns and villages or to attractions.
- You must be able to walk up and down stairs and use a shower over the bath.

Please note that, unfortunately, we are unable to accommodate mobility scooter or wheelchair users as we frequently stay in traditional-style hotels and the majority do not have lifts or ground-floor rooms.

If you take medicine for certain conditions, such as diabetes or heart problems, please carry it with you at all times.

Please declare any medical conditions you may have in advance of your tour. If you are in any doubt as to whether our tours are suitable for you, please contact our friendly Customer Service team:

www.blueroadstouring.com/contact-us

Mental health and wellbeing

Culture shock, homesickness and periods of feeling down happen regardless of age. Be rest assured that if you're feeling low, your Tour Leader and Driver will do their utmost to make you smile.

Measures you can take to look after your mental health and wellbeing while on the road with us are:

- Call loved ones. Hearing a familiar voice whilst in an unfamiliar destination can help ground you and remind you you're not alone.
- Eat well. Nobody feels their best when they're hungry. There are plenty of nutritious culinary delights to be savoured along the road!
- Integrate with your fellow guests. The more you socialise with the group, the less likely you'll feel homesick.

Transport

We travel in premium mini-coaches equipped with comfortable seats, air conditioning and large windows for enjoying the view.

With far more flexibility than a standard-size coach, we're able to take the scenic route – winding through beautiful countryside to the heart of tiny villages and coastal towns.

What to bring

Based on our experience, the following items are essential.

Please note, this is a general packing list for Blue-Roads tours. What you pack will depend on the countries you're visiting as well as the time of year you plan to travel.

CLOTHING:

- | | | |
|---------------|-----------------------------|-----------------------------------|
| ☑ Sun hat | ☑ Long-sleeved tops | ☑ Light jacket |
| ☑ Sunglasses | ☑ Short-sleeved tops | ☑ Waterproof jacket |
| ☑ Sleepwear | ☑ Shorts/skirts | ☑ Trousers |
| ☑ Warm jacket | ☑ Socks | ☑ Swimwear |
| ☑ Underwear | ☑ Smart casual evening wear | ☑ Walking shoes/comfortable shoes |

OTHER THINGS TO PACK:

- | | | |
|---------------------------|--|--------------------|
| ☑ Multi-use adapter plug | ☑ Toiletries | ☑ Camera |
| ☑ Batteries | ☑ Sunscreen | ☑ Towel |
| ☑ Umbrella | ☑ Reusable water bottle | ☑ Insect repellent |
| ☑ Any personal medication | ☑ Basic medical kit (including paracetamol, aspirin, plasters etc) | |

That's it!

We look forward to seeing you on tour.